



**MITSUBISHI
ELECTRIC**

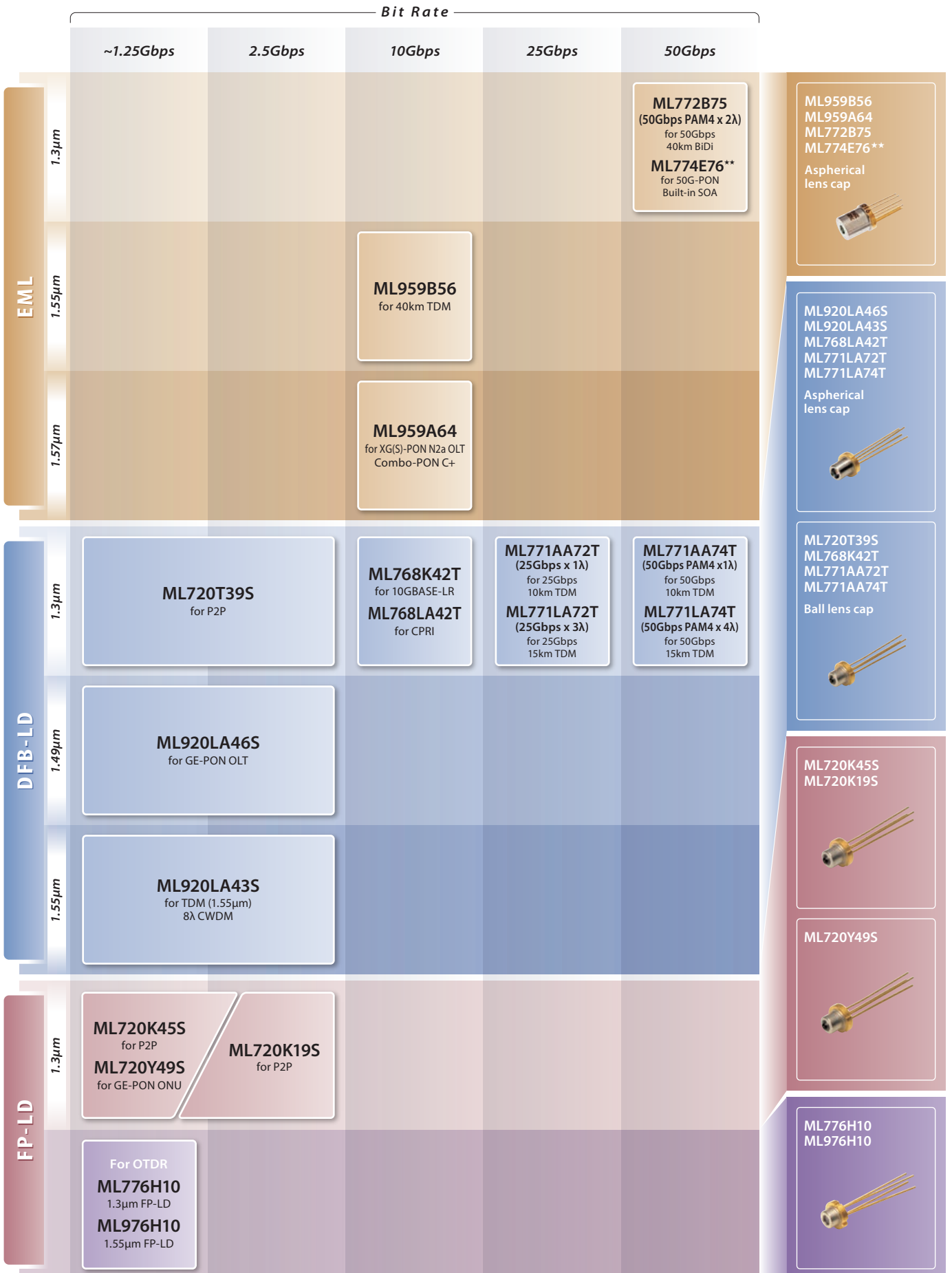
Changes for the Better

OPTICAL DEVICES

OPTICAL DEVICES

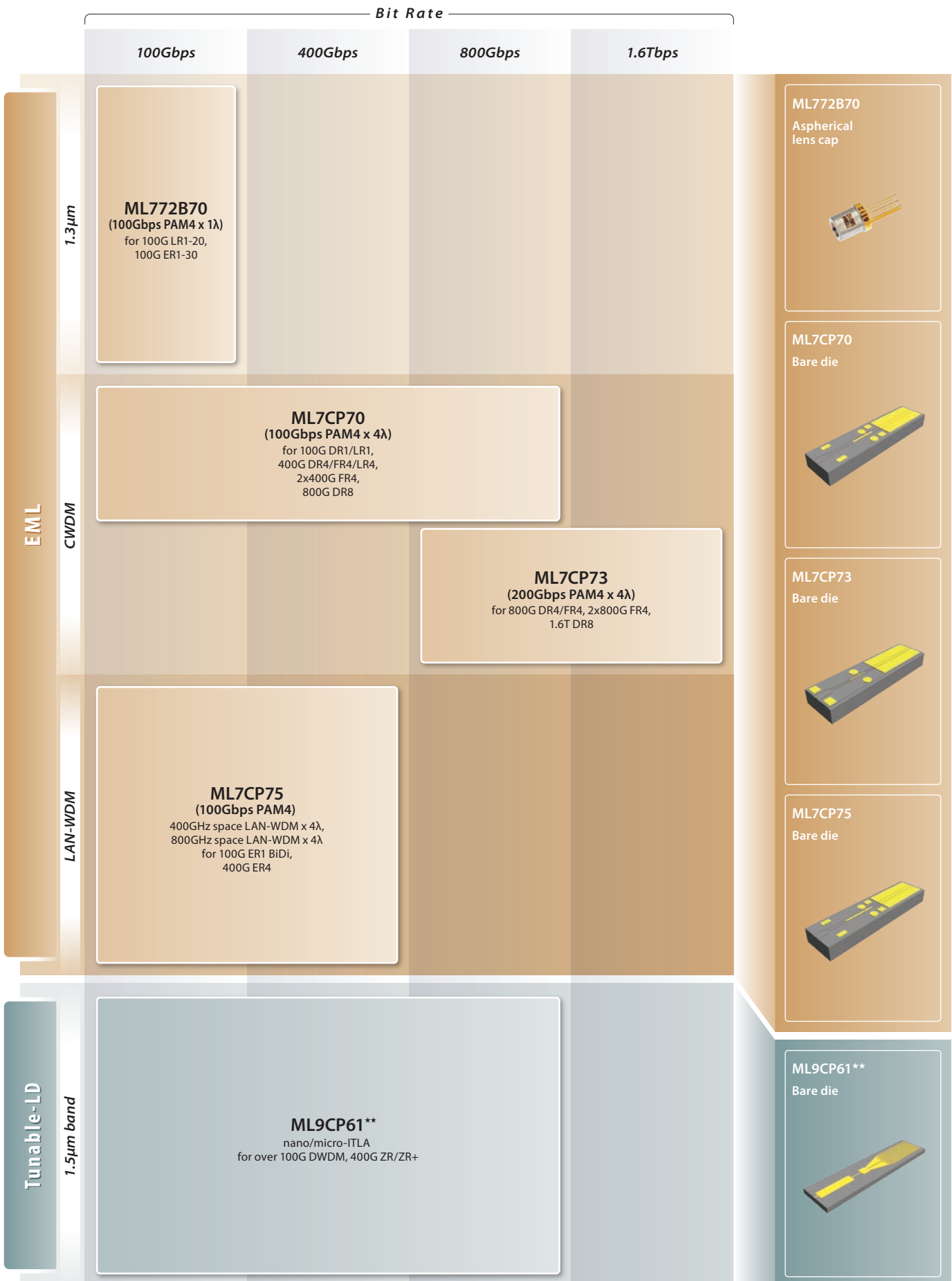
OPTICAL DEVICES FOR OPTICAL COMMUNICATION SYSTEMS

Selection Map of OPTICAL DEVICES [Under 50Gbps]



★★: Under development

Selection Map of OPTICAL DEVICES [Over 100Gbps]



** : Under development

Mitsubishi Electric Optical Devices: The Key to Connecting Information Networks in the Future.

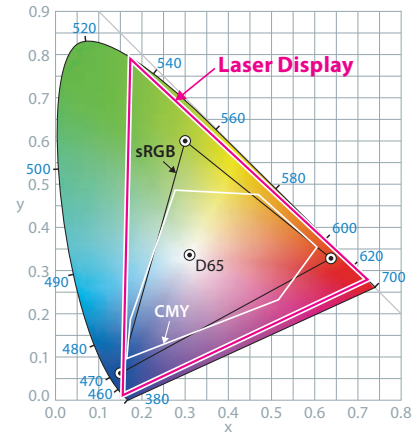


LASER DIODES FOR PROJECTORS

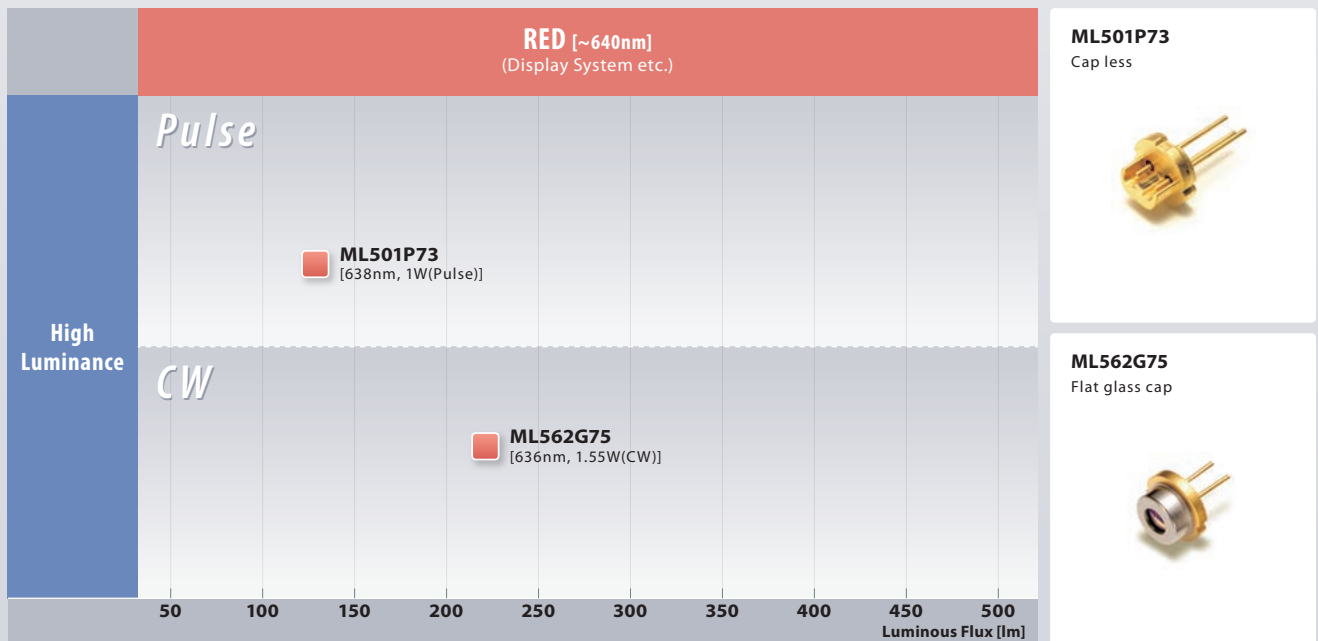
Please visit our website for further details >>>

638nm High-output Laser Diode for Projectors

Compared to LEDs, semiconductor lasers have lower power consumption, higher output and can be used with optical systems having a higher maximum aperture. These considerable advantages mean that they can be used for projectors that do not require focal adjustment. Mitsubishi Electric has a range of lasers available, including a multi-mode semiconductor laser with a wavelength below 640nm and 3.8W output (when pulse-driven), 2.1W output (when CW-driven) that provides highly visible, vibrant red colors for color projectors.



Selection map of Red Laser Diodes



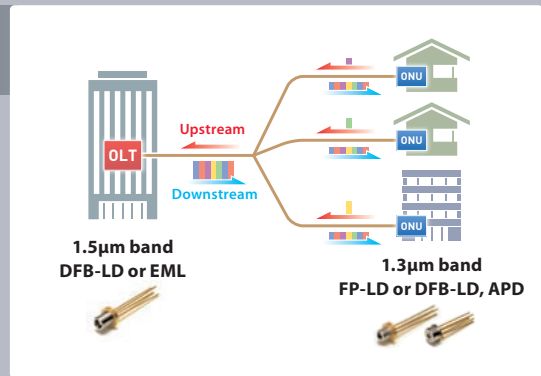
Line-up of Laser Diodes [Multi Transverse mode LD]

Type Number	Application	Wavelength [nm]	Output Power @CW [mW]	Output Power @Pulse [mW]	Case Temperature [°C]	Package
ML501P73	Display	638	500	1000	40	φ5.6mm TO Capless
ML562G75	Display	636	1550	-	35	φ9.0mm TO Flat glass cap



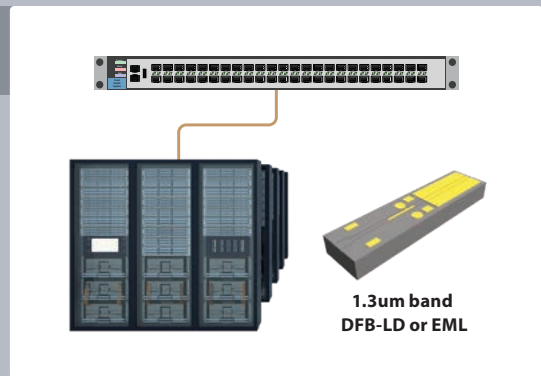
Optical Devices for Fiber-to-the-Home (FTTH)

As streaming music and video becomes a common service, there is growing interest in Fiber-to-the-Home (FTTH), an optical communication system that provides high-speed, stable bandwidths to each household. Since approximately 2010, Mitsubishi Electric has contributed to FTTH by providing optical devices such as FP-LD, DFB-LD, EML and APD. Currently, 10G-EPON and XG-PON, which are faster communication systems, are being installed. For the future, the standardization of HS-PON as a next-generation FTTH system is also being discussed. Mitsubishi Electric maintains its lead in FTTH applications through its corresponding product lineup and new product development.




Optical Devices for Data Centers

Data centers have been expanding as a platform for storing and distributing digital contents such as SNS, photos, and videos on the ever-increasing Internet. In recent years, with the shift from on-premise-type to cloud-type storage, and the expansion of various cloud computing services, data centers are expected to grow as a platform that provides the foundation and infrastructure for cloud computing services. For the data center market, which requires advanced technologies, Mitsubishi Electric provides high-speed, low-power optical devices that contribute as the result of the unique characteristics of compound semiconductors.



Optical Devices for 5G Mobile Base Stations

Fifth-generation (5G) mobile communication system will offer ultrahigh-speed communication, low latency, and ultra-multiple connections. Accordingly, 5G mobile communication system is expected to become used widely around the world. With the increase in communication traffic, optical devices that support mobile base station networks are also required to operate at higher speeds, over a wider temperature range, and have higher reliability. Mitsubishi Electric utilizes the industry-standard TOS6 package to expand the connectivity of various products such as 25Gbps DFB and EML. We are also developing 100Gbps EML CAN for the future as well as services that will support the application and market growth of 5G mobile base stations, and is ready to support the market growth of 5G mobile base station applications in the future.



Terminology

- APD Avalanche Photo Diode
- BiDi BiDirectional
- CFP Centum gigabit Form-factor Pluggable
- CPRI Common Public Radio Interface
- CW Continuous Wave
- CWDM Coarse Wavelength Division Multiplexing
- Df Focal Distance
- DFB-LD Distributed FeedBack Laser Diode
- EML Electro absorption Modulator integrated Laser diode
- FP-LD Fabry-Perot Laser Diode
- FTTH Fiber To The Home

- G-PON Gigabit Passive Optical Network
- GE-PON Gigabit Ethernet Passive Optical Network
- HS-PON High-Speed Passive Optical Network
- ITLA Integrable Tunable Laser Assembly
- LED Light Emitting Diode
- OLT Optical Line Terminal
- ONU Optical Network Unit
- OSFP Octal Small Form-factor Pluggable
- OTDR Optical Time Domain Reflectometer
- P2P Peer to Peer
- PAM4 4-level pulse amplitude modulation

- QSFP-DD Quad Small Form-factor Pluggable Double Density
- SDH Synchronous Digital Hierarchy
- SFP+ Small Form-factor Pluggable Plus
- SNS Social Networking Service
- SONET Synchronous Optical Network
- TDM Time Division Multiplexing
- XFP 10 Gigabit small Form-factor Pluggable
- 10G-EPON 10 Gigabit Ethernet Passive Optical Network
- XG-PON 10 Gigabit Passive Optical Network

Line Up of LD/LD Modules [Under 50Gbps]

	Type Number	Chip Type	Package	Wavelength [nm]	Case Temp. [°C]	Features
50G	ML772B75	EML	TO56-CAN	1290, 1310	-40~+95	Bidirectional, 50Gbps PAM4, 40km
	ML771AA74T	DFB-LD	TO56-CAN	1310	-40~+90	50Gbps PAM4, 10km, Df=6.6mm
	ML771LA74T	DFB-LD	TO56-CAN	1270, 1290, 1310, 1330	-40~+90	Bidirectional, 50Gbps PAM4, 15km, Df=7.5mm
	ML774E76**	EML	TO56-CAN	1342	-5~+80	50G-PON, Built-in SOA
25G	ML771AA72T	DFB-LD	TO56-CAN	1310	-40~+90	25Gbps, SFP28, 10km, Df=6.6mm
	ML771LA72T	DFB-LD	TO56-CAN	1270, 1310, 1330	-40~+90	Bidirectional, 25Gbps, SFP28, 15km, Df=7.5mm
10G	ML959B56	EML	TO56-CAN	1550	-5~+80	XFP/SFP+, 40km
	ML959A64	EML	TO56-CAN	1577	-5~+80	XG(S)-PON N2a, OLT, Combo-PON C+
	ML768K42T	DFB-LD	TO56-CAN	1310	-40~+95	10GBASE-LR, SONET/SDH
	ML768LA42T	DFB-LD	TO56-CAN	1270, 1330	-40~+95	CPRI
2.5G	ML720T39S	DFB-LD	TO56-CAN	1310	-40~+95	P2P
	ML720K19S	FP-LD	TO56-CAN	1310	-40~+85	P2P
	ML920LA46S	DFB-LD	TO56-CAN	1490	-40~+85	G-PON OLT
	ML920LA43S	DFB-LD	TO56-CAN	1550 1470~1610 8λ CWDM	-20~+95 -10~+85	P2P 8λ CWDM
1.25G/ ~622M	ML720K45S	FP-LD	TO56-CAN	1310	-40~+85	P2P
	ML720Y49S	FP-LD	TO56-CAN	1310	-40~+85	GE-PON ONU, High coupling efficiency
For OTDR	ML776H10	FP-LD	TO56-CAN	1310	-40~+85	OTDR
	ML976H10	FP-LD	TO56-CAN	1550	-40~+85	OTDR

** : Under development

Line Up of APD/PD

	Type Number	Chip Type	Package	Wavelength [nm]	Case Temp. [°C]	Features
10G	PD8CP35	APD	Bare die	1270~1577	-40~+95	10G-EPON/XG-PON, ONU & 40km

Line Up of LD/LD Modules [Over 100Gbps]

	Type Number	Chip Type	Package	Wavelength [nm]	Case Temp. [°C]	Features
800G/1.6T	ML7CP73	EML	Bare die	4λ CWDM	+50~+60	200Gbps PAM4, 800G DR4/FR4, 2x800G FR4, 1.6T DR8
400G	ML7CP70	EML	Bare die	4λ CWDM	+25~+75	100Gbps PAM4, 100G DR1/LR1, 400G DR4/FR4/LR4, 2x400G FR4, 800G DR8
	ML9CP61**	Tunable-DFB array	Bare die	1527.994~1567.133	+28~+55	nano/micro-ITLA for over 100G DWDM, 400G ZR/ZR+
100G	ML7CP75	EML	Bare die	4λ 400GHz LAN-WDM 4λ 800GHz LAN-WDM	+50~+60	100Gbps PAM4, 100G ER1 BiDi, 400G ER4
	ML772B70	EML	TO56-CAN	1310	-40~+95	100Gbps PAM4, LR1-20
					-5~+80	100Gbps PAM4, ER1-30

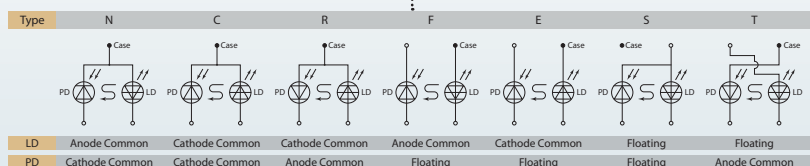
** : Under development

Type Name Definition of Laser and Photo Diodes

ML 7 68K 42 T

- Device Type [ML: Laser Diode PD: Photo Diode]
- Wavelength
- Package*
- Chip Series
- Pin Assignment (Available for Monitor PD Contained Package)

Categories		
Device Type	Wavelength	Wavelength Range (nm)
ML	5	500<λ≤700
	6	700<λ≤1000
	7	1250<λ≤1400
	9	1400<λ
PD	7	1000<λ≤1600
	8	



*Please contact our sales office about the selection packages.

Mitsubishi Electric Optical Devices Website

www.MitsubishiElectric.com/semiconductors/opt/



Keep safety first in your circuit designs!

- Mitsubishi Electric Corporation puts the maximum effort into making semiconductor products better and more reliable, but there is always the possibility that trouble may occur with them. Trouble with semiconductors may lead to personal injury, fire or property damage. Remember to give due consideration to safety when making your circuit designs, with appropriate measures such as (i) placement of substitutive, auxiliary circuits, (ii) use of non-flammable material or (iii) prevention against any malfunction or mishap.

Notes regarding these materials

- These materials are intended as a reference to assist our customers in the selection of the Mitsubishi Electric Semiconductor product best suited to the customer's application; they do not convey any license under any intellectual property rights, or any other rights, belonging to Mitsubishi Electric Corporation or a third party.
- Mitsubishi Electric Corporation assumes no responsibility for any damage, or infringement of any third-party's rights, originating in the use of any product data, diagrams, charts, programs, algorithms, or circuit application examples contained in these materials.
- All information contained in these materials, including product data, diagrams, charts, programs and algorithms represents information on products at the time of publication of these materials, and are subject to change by Mitsubishi Electric Corporation without notice due to product improvements or other reasons. It is therefore recommended that customers contact Mitsubishi Electric Corporation or an authorized Mitsubishi Electric Semiconductor product distributor for the latest product information before purchasing a product listed herein.
- The information described here may contain technical inaccuracies or typographical errors. Mitsubishi Electric Corporation assumes no responsibility for any damage, liability, or other loss rising from these inaccuracies or errors. Please also pay attention to information published by Mitsubishi Electric Corporation by various means, including the Mitsubishi Electric Semiconductor home page (<http://www.MitsubishiElectric.com/semiconductors/>).
- When using any or all of the information contained in these materials, including product data, diagrams, charts, programs, and algorithms, please be sure to evaluate all information as a total system before making a final decision on the applicability of the information and products. Mitsubishi Electric Corporation assumes no responsibility for any damage, liability or other loss resulting from the information contained herein.
- Mitsubishi Electric Corporation semiconductors are not designed or manufactured for use in a device or system that is used under circumstances in which human life is potentially at stake. Please contact Mitsubishi Electric Corporation or an authorized Mitsubishi Electric Semiconductor product distributor when considering the use of a product contained herein for any specific purposes, such as apparatus or systems for transportation, vehicular, medical, aerospace, nuclear, or undersea repeater use.
- The prior written approval of Mitsubishi Electric Corporation is necessary to reprint or reproduce in whole or in part these materials.
- If these products or technologies are subject to the Japanese export control restrictions, they must be exported under a license from the Japanese government and cannot be imported into a country other than the approved destination.
- Any diversion or re-export contrary to the export control laws and regulations of Japan and/or the country of destination is prohibited.
- Please contact Mitsubishi Electric Corporation or an authorized Mitsubishi Electric Semiconductor product distributor for further details on these materials or the products contained therein.

MITSUBISHI ELECTRIC CORPORATION

HEAD OFFICE: TOKYO BLDG., 2-7-3, MARUNOUCHI, CHIYODA-KU, TOKYO 100-8310, JAPAN
www.MitsubishiElectric.com